

Spacers & Caps

M O L G R A C O L L E C T I O N



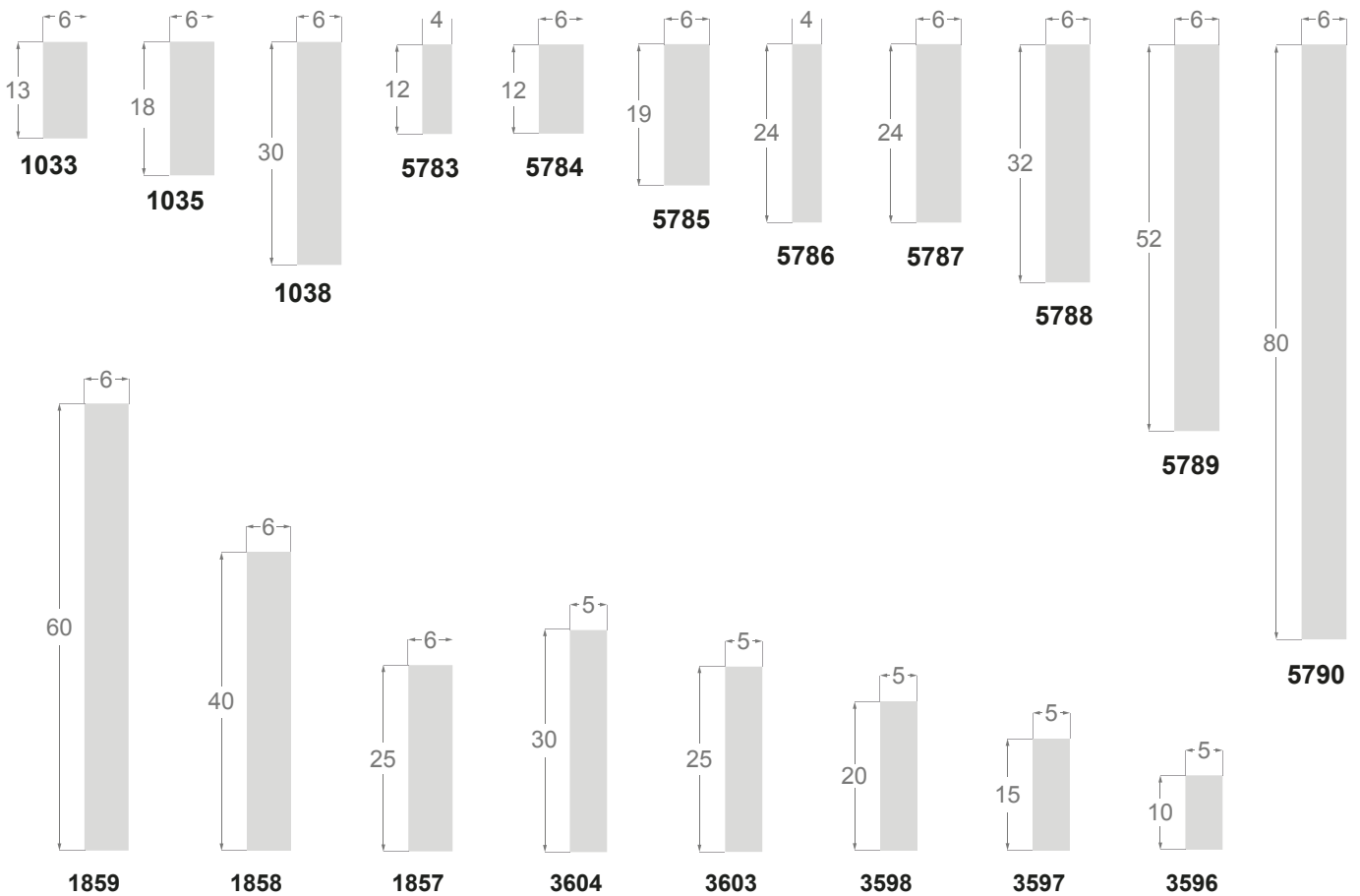
Spacers & Caps Collection

Using a spacer as an extension within your frame can have many benefits:


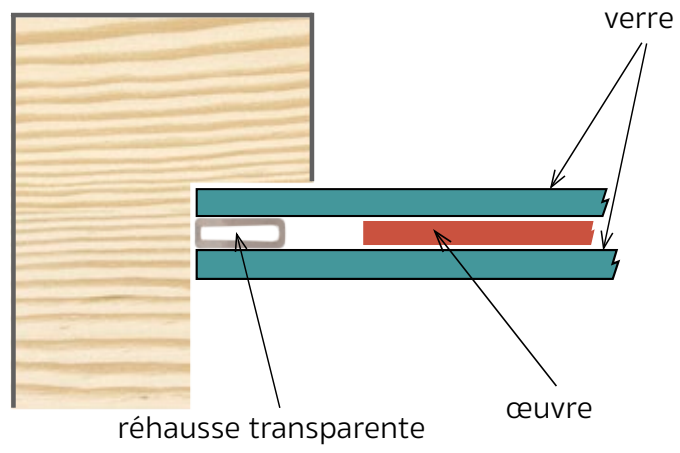
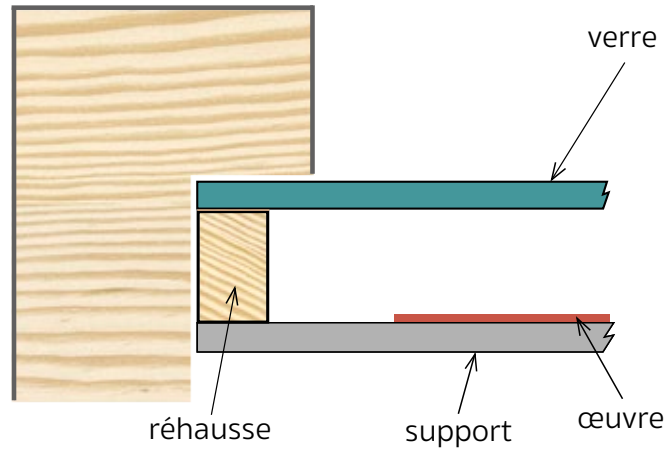
Generally, it allows to introduce a space between the internal face of the glass and the framed artwork. The support to frame is no longer literally stuck to the crystal, and can be preserved from many damages: if the glass is overheated under the action of some intense light, even if the latter filters the UV, this heat can dry the work, tarnish it, or make any re-framing work impossible.

Inserting a spacer gives depth to the framed artwork: the slight space left between the glass and the support creates a different perspective when we look at the frame, and breaks with the impression of a flat surface: the presence of the glass is attenuated, and the framed support is more emphasized. The spacer is also the most accurate moulding used for the so-called “between-two glasses” assemblies: it allows to leave the right space between the two sheet of glass and so to insert the work between them, and give the perspective of a bottom transparent frame, that the light goes through.

When using profiles with deeper rebates, the spacers allows to mount framing boxes, with the idea of being able to frame a three- dimensional object: medals, watches, etc. In this case, the use of a wide spacer will hold the glass against the edge of the rebate, and give a space inside the moulding to set the framed object in there.



Assembly scheme



Wengue natural veneer

1038/117 30x6mm



1035/117 18x6mm



1033/117 13x6mm



Walnut natural veneer

1038/116 30x6mm



1035/116 18x6mm



1033/116 13x6mm



Oak natural veneer

1038/115 30x6mm



1035/115 18x6mm



1033/115 13x6mm



Beech natural veneer

1038/114 30x6mm



1035/114 18x6mm



1033/114 13x6mm



Maple natural veneer

1038/113 30x6mm



1035/113 18x6mm



1033/113 13x6mm



Natural oak

5790/80 80x7mm



5789/80 52x7mm



5788/80 32x7mm



Natural oak

5787/80 24x7mm



5786/80 24x4mm



5785/80 19x7mm



5784/80 12x7mm



5783/80 12x4mm



Natural beech

5789/70 52x7mm



5788/70 32x7mm



5787/70 24x7mm



5786/70 24x4mm



5785/70 19x7mm



5784/70 12x7mm



5783/70 12x4mm



Natural ayous

1859/00 60x6mm



1858/00 40x6mm



3604/00 30x5mm



Natural ayous

1857/00 25x6mm



3603/00 25x5mm



3598/00 20x5mm



3597/00 15x5mm




3596/00 10x5mm



Natural ayous in matte black finish with open pores

1858/14 40x6mm



1857/14 25x6mm



Natural ayous in wengue coloured finish with open pores

1859/27 60x6mm



1858/27 40x6mm



1857/27 25x6mm



Natural ayous in matte white finish with open pores

1858/12 40x6mm



1857/12 25x6mm



Natural ayous in matte black finish with closed pores

3604/4 30x5mm



3603/4 25x5mm



3598/4 20x5mm



3597/4 15x5mm




3596/4 10x5mm




Natural ayous in matte white finish with closed pores


3604/2 30x5mm




3603/2 25x5mm




3598/2 20x5mm



3597/2 15x5mm




3596/2 10x5mm



PVC spacers including an adhesive face on the inner side

Black PVC

7882034 10x5mm L: 1,52 m.



7882024 7x5mm L: 1,52 m.



7882014 3x5mm L: 1,52 m.



7882004 1,5x5mm L: 1,52 m.



White PVC

7882032 10x5mm L: 1,52 m.



7882022 7x5mm L: 1,52 m.



7882012 3x5mm L: 1,52 m.



Transparent PVC

7882030 10x5mm L: 1,52 m.



7882020 7x5mm L: 1,52 m.



7882010 3x5mm L: 1,52 m.



7882000 1,5x5mm L: 1,52 m.





www.molgra.com



Av. de Cervera 16
25300 TÀRREGA (LLEIDA) Spain
Tel. +34 973 312 304
Fax: +34 973 313 118
comercial@molgra.com